

TRU-FRAME® SECURITY SCREEN DOOR VIEWGUARD™

Security Door Specifications

1.0 GENERAL

1.1 Scope: Tru-Frame® security screen doors of the type and sizes in the plans and/or as called for in this specification shall be furnished with all necessary hardware, fasteners and miscellaneous equipment as herein specified and shall be manufactured by R. Lang Company or equal, the basic design to be a tubular master frame with an integral stainless steel screen.

2.0 MATERIALS

2.1 Alloy of frame: Aluminum shall be commercial quality and of proper alloy for door construction, free from defects impairing strength and durability. All extruded sections shall be 6063 T-5 alloy and temper.

2.2 Door Members: Tubular door stile shall be extruded aluminum, and exposed face width shall be at least 4 5/8" x 1 3/8" thick with .093 nominal walls. Tubular door surround shall be extruded aluminum 1 7/8" x 1 9/16" with .093 nominal walls. The bottom expander exposed face width shall be at least 1 3/4" x 1 1/2" thick with .060 nominal wall thickness.

2.3 Screen: Screen shall be 304 series stainless steel, .033 wire diameter woven in a 12 x 12 mesh, and epoxy coated for additional corrosion protection.

2.4 Hinge: Hinge shall be a continuous geared hinge running the full length of the hinge stile and securely anchored to the surround and hinge with screws on 12" centers.

2.5 Hardware: Door hardware shall be aluminum, stainless steel or other non corrosive material compatible with aluminum. The optional heavy duty pneumatic door closer shall have a 1 1/2" tube diameter and 12 1/8" between mounting holes.

3.0 CONSTRUCTION

3.1 Assembly: Doors shall be assembled in a secure and workmanlike manner. The tubular master frame shall be of mitered construction joined at each corner by eight (8) screws into and extruded aluminum gusset.

4.0 FINISH

4.1 Anodizing: All extruded aluminum frame members, surround members, hinges and expanders shall be anodized 201 R-1 commercial bronze.

4.2 Paint: All extruded aluminum frame members, surround members, hinges and expanders shall be high gloss white thermal setting polyester coated.

SIZE (in.)	FITS OPENING WIDTH	FITS OPENING HEIGHT
30" x 80"	30" to 31 1/4"	79 3/4" to 81"
32" x 80"	32" to 33 1/4"	79 3/4" to 81"
36" x 80"	36" to 37 1/4"	79 3/4" to 81"



R. Lang Company, Inc.
Tru-Frame® Division

8240 W. Doe Ave Visalia, CA 93291
1.800.677.5264

www.truframe.com

TRU-FRAME® SECURITY SCREEN DOOR VIEWGUARD™



TRU-FRAME®
A name you can build on.

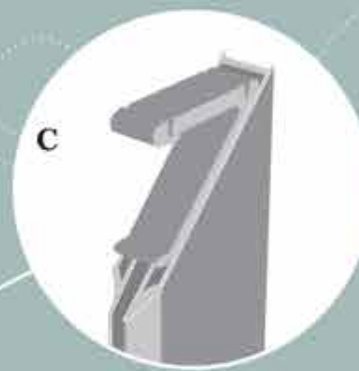
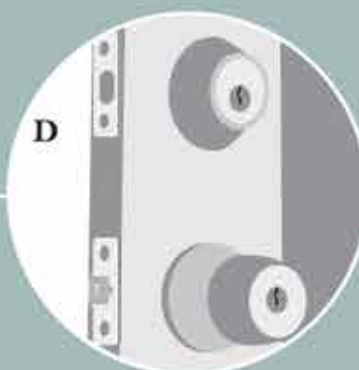
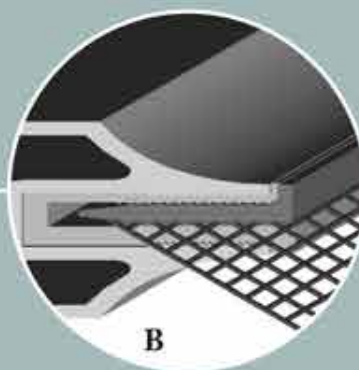
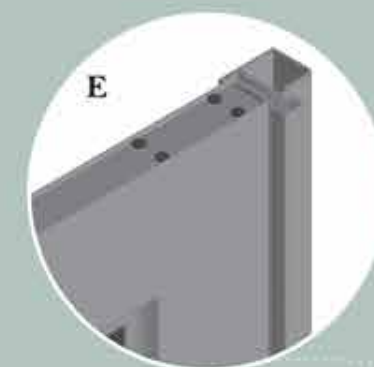
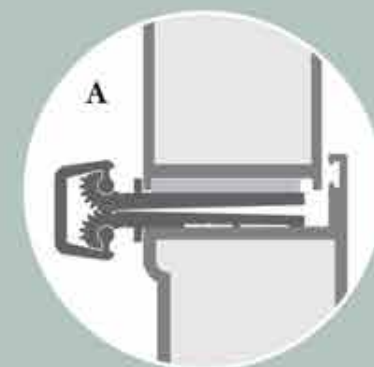



The Key To Security Is Within Your Reach

These security screen doors have a lock on security and style.



No Other Door Can Pass This Security Screen Test



A CONTINUOUS GEARED HINGE SYSTEM

Tested to open and close 100,000 times- the most reliable and durable in the security door industry.

B STAINLESS STEEL MESH

Made from marine grade stainless steel mesh (painted black) offers corrosion resistance in salt air environments. Stainless mesh is integrated into the heavy duty aluminum door frame using a PVC clamp that prevents galvanic deterioration.

C HIGH TENSILE STRENGTH ALUMINUM EXTRUDED FRAME

Manufactured from 6063-T5 architectural grade metal and engineered using 50% thicker material than other manufacturer's steel doors. Extruded aluminum corners lock the frame together using eight stainless steel screws.

D VIRTUALLY PICK PROOF

All Tru-Frame® security screen doors are fitted with an integral cover that prevents entry. Optional locksets and deadbolts are provided from the factory or may be purchased separately to match existing prime door lock.

E PRE HUNG FRAME FOR EASY INSTALLATION

Simple and seamless heavy duty pre-hung frame with stainless steel one way screws that prevent tampering and are concealed with nylon caps.

F HEAVY DUTY PNEUMATIC CLOSER OPTION

With wind chain to adjust closing speed of door.



TRU-FRAME®

A name you can build on.

Tru-Frame Benefits

REST EASY

Now you can let the cool breeze in and keep intruders out without compromising the appearance of your home. Finally you can experience total security without resorting to bars or unsightly steel grills.

HIGHER SECURITY

True Frame® security screen doors incorporate the latest advances in high tensile strength materials and construction.

LOWER COST

When compared to alternative solutions for security, Tru-Frame® security screen doors are built to last and are corrosion resistant.

GREATER AIRFLOW

Stainless steel marine grade mesh screen optimizes airflow, and maximizes security. Strength and beauty in perfect harmony.

SAVE ENERGY - FEEL SAFE

Opening your door in the evening reduces air conditioning costs in hot weather.

SUPERIOR STYLE

Compare our screen doors with anything else on the market today, and we think you'll agree, Tru-Frame® has a lock on security and style.

COLORS AVAILABLE

Bronze anodized or white thermal setting polyester. Also custom special colors available.

FRENCH DOOR OPTION

Tru-Frame security screen doors are also available with a French Door kit for double doors, and include all installation hardware except the door knob and deadlock which are optional.

